

The background features abstract, overlapping green geometric shapes in various shades of lime and forest green, creating a modern, layered effect. The shapes are primarily located on the left and right sides of the frame, framing the central text.

Discovering Vitality in Small and Rural Churches

Rooted in Jesus Forma Conference

January 23, 2020

EPISCOPAL DOMESTIC FAST FACTS: 2018

	2017	2018
Domestic Parishes and Missions (Open, Filing)	6,447	6,423
Active Baptized Members	1,712,563	1,676,349
Net Change in Active Membership from Previous Year	-32,593	-36,214
One Year % Change in Active Members	-1.9%	-2.1%
Five Year % Change in Active Members	-10%	-10%
Ten Year % Change in Active Members	-19%	-19%
% of Churches Growing 10%+ in Membership (past 5 years)	22%	21%
% of Churches Declining 10%+ in Membership (past 5 years)	41%	42%
Total Average Sunday Worship Attendance (ASA)	556,744	531,958
Net Change in ASA from Previous Year	-13,709	-24,786
One Year % Change in ASA	-2.4%	-4.5%
Five Year % Change in ASA	-13%	-12%
Ten Year % Change in ASA	-24%	-25%
% of Churches with any Increase in ASA (from previous year)	31%	24%
% of Churches with any loss in ASA (from previous year)	52%	53%
% of Churches Growing 10%+ in ASA (past 5 years)	15%	14%
% of Churches Declining 10%+ in ASA (past 5 years)	57%	59%
Largest Active Membership—St. Martin's, Houston	9,353	9,490
Number of Congregations with 20 Members or Less	388	418
Percent of Congregations with 200 Members or Less	62%	62%
Percent of Congregations with 500 Members or More	13%	13%
Median Active Baptized Members	141	136
Largest Average Sunday Attendance (ASA)—St Martin's, Houston	1,889	1,678
Number of Congregations with 10 or less ASA	374	383
Percent of Congregations with ASA of 100 or less	72%	74%
Percent of Congregations with ASA of 300 or more	4%	4%
Median Average Sunday Worship Attendance	55	53
Average Pledge	\$2,873	\$2,964
Average Pledge Five Years earlier	\$2,491	\$2,553
Total Plate & Pledge Income	\$1,334,300,323	\$1,328,382,688
Plate & Pledge % Change from Previous Year	+1.7%	-0.4%
Inflation Rate in Calendar Year	+2.1%	+1.9%
Total Income	\$2,358,477,256	\$2,359,606,681
Total Expenses	\$2,226,690,846	\$2,267,187,403
Total Investments of Congregations	\$4,958,840,939	\$4,803,266,869

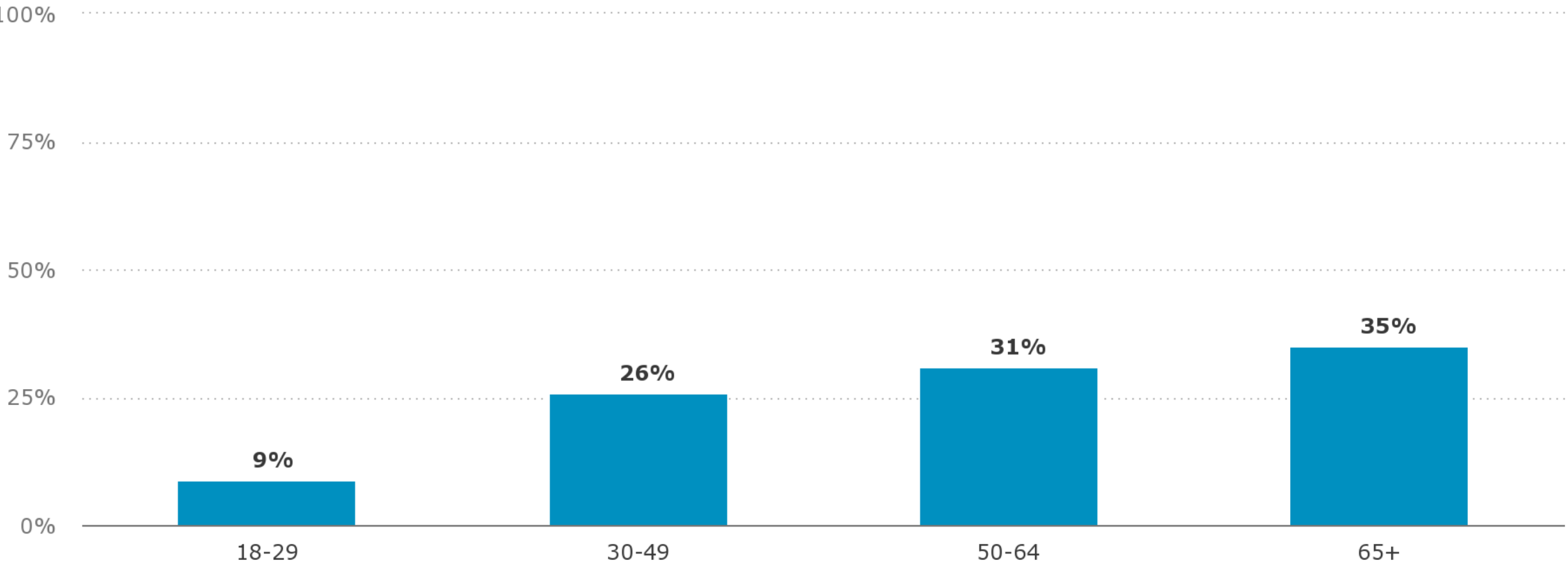


EPISCOPAL DOMESTIC FAST FACTS TRENDS: 2014-2018

	2014	2015	2016	2017	2018
Domestic Parishes and Missions	6,553	6,510	6,473	6,447	6,423
Active Baptized Members	1,817,004	1,779,335	1,745,156	1,712,563	1,676,349
Net Change in Active Membership from Prior Year	-49,754	-37,669	-34,179	-32,593	-36,214
One Year % Change in Active Members	-2.7%	-2.1%	-1.9%	-1.9%	-2.1%
Five Year % Change in Active Members	-9%	-9%	-9%	-10%	-10%
Ten Year % Change in Active Members	-19%	-19%	-19%	-19%	-19%
% of Churches Growing 10%+ in Members (past 5 years)	24%	24%	24%	22%	21%
% of Churches Declining 10%+ in Members (past 5 years)	40%	40%	41%	41%	42%
Total Average Sunday Worship Attendance (ASA)	600,411	579,780	570,453	556,744	531,958
Net Change in ASA from Prior Year	-23,280	-20,631	-9,327	-13,709	-24,786
One Year % Change in ASA	-3.7%	-3.4%	-1.6%	-2.4%	-4.5%
Five Year % Change in ASA	-12%	-12%	-13%	-13%	-12%
Ten Year % Change in ASA	-25%	-26%	-25%	-24%	-25%
% of Churches with any Increase in ASA (from prior year)	34%	31%	36%	31%	24%
% of Churches with any loss in ASA (from prior year)	54%	57%	48%	52%	53%
% of Churches Growing 10%+ in ASA (past 5 years)	18%	18%	16%	15%	14%
% of Churches Declining 10%+ in ASA (past 5 years)	53%	55%	58%	57%	59%
Percent of Congregations with 200 Members or Less	60%	60%	61%	62%	62%
Percent of Congregations with 500 Members or More	14%	14%	14%	13%	13%
Median Active Baptized Members	150	147	143	141	136
Percent of Congregations with ASA of 100 or less	70%	71%	71%	72%	74%
Percent of Congregations with ASA of 300 or more	4%	4%	4%	4%	4%
Median Average Sunday Worship Attendance	60	58	57	55	53
Average Pledge	\$2,626	\$2,707	\$2,776	\$2,873	\$2,964
Plate & Pledge % Change from Prior Year	-0.7%	+0.7%	-0.1%	+1.7%	-0.4%
Normal Operating Income % Change from Prior Year	-0.3%	+1.2%	+0.4%	+1.9%	+0.2%
Inflation Rate in Calendar Year	+0.8%	+0.7%	+2.1%	+2.1%	+1.9%

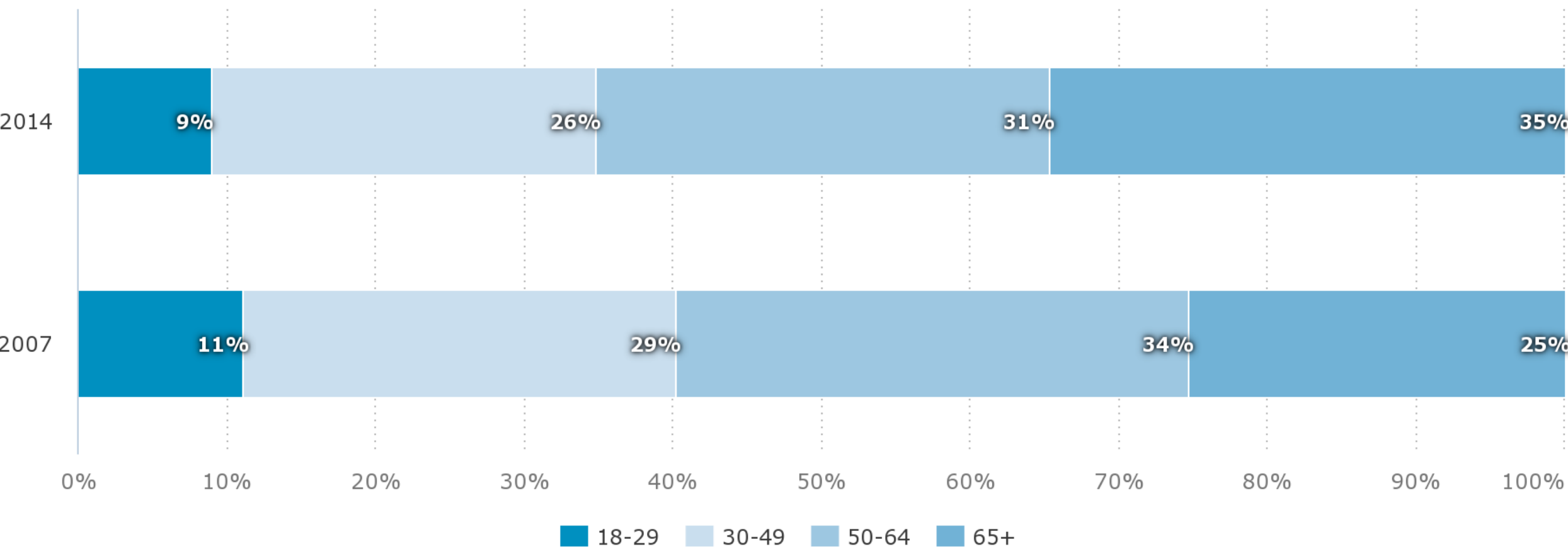
Age distribution among members of the Episcopal Church

% of members of the Episcopal Church who are ages...



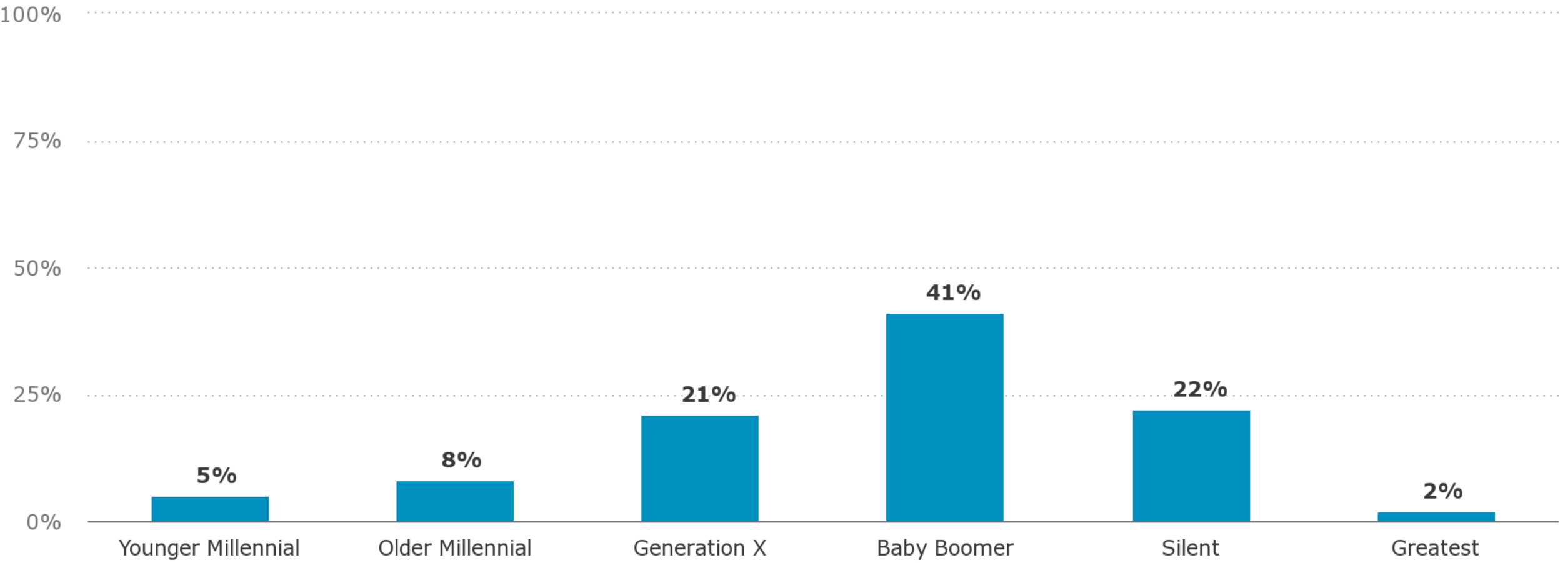
Age distribution among members of the Episcopal Church

% of members of the Episcopal Church who are ages...

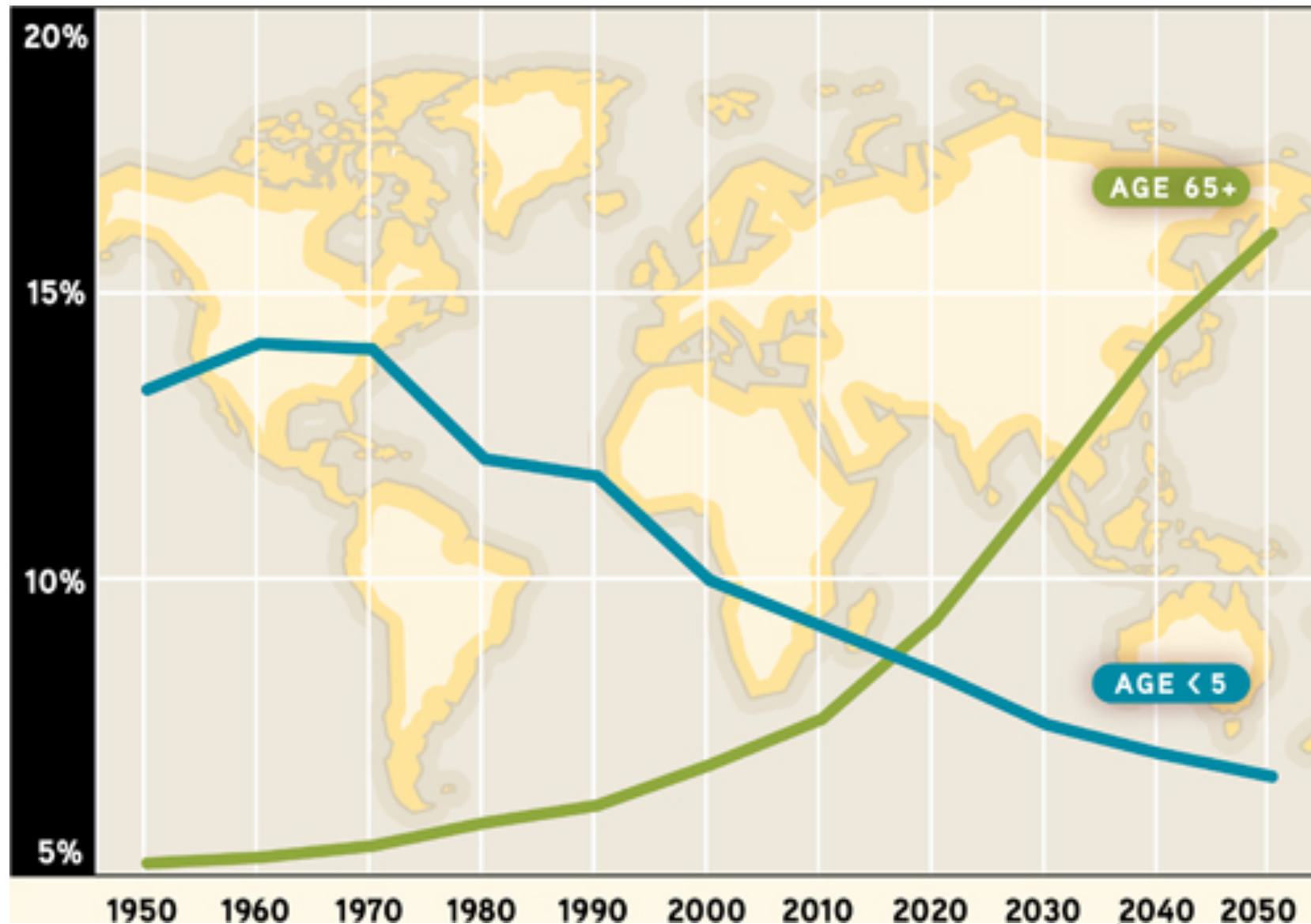


Generational cohort among members of the Episcopal Church

% of members of the Episcopal Church who are...




Graying of the World's Population



Spiritual Practices for Older Adults

- Continuing responsibility toward community, family and church
- Thorough contemplation of death and eternity
- Being alone is not the same as being lonely
- Feel deeply the losses of others and your own
- Moving toward giftedness
- Making and keeping friends

Davis, C.B., “Spirituality and Aging” in *Perspectives on Spiritual Well-Being and Aging*, Thorson, J.A. ed. pp. 45-53.

A low-angle photograph looking up at a dense vine with many bright orange and yellow trumpet-shaped flowers. The leaves are green and serrated. The background is a clear, bright blue sky. The text is centered in the upper half of the image.

A continuing sense of
responsibility toward
community, family, and
church.

A thorough contemplation of death and eternity...

Life Review

“I conceive of the life review as a naturally occurring, universal mental process characterized by the progressive return to consciousness of past experiences, and, particularly, the resurgence of unresolved conflicts.”

Robert N. Butler



Butler R. N. (1963). “The life review: An interpretation of reminiscence in the aged.” *Psychiatry*, 26, 65-76.

Being alone is not the same as loneliness...

Gerotranscendence

Gerotranscendence is a developmental stage that occurs when an individual who is living into very old age shifts their perspective “...from a materialistic and rational view of the world to a more cosmic and transcendent one, normally accompanied by an increase in life satisfaction.”



Tornstam, Lars, “Gero-transcendence: A reformulation of the disengagement theory,” *Aging*, Vol. 1, No. 1, 55-63, 1989.

